



GENERATING SETS

WATER COOLED ⚡ THREE PHASES 50 HZ DIESEL

Service		Standby	Prime
Power	kVA	49,6	45
Power	kW	39,7	36
Rated Speed	r.p.m	1500	
Standart Voltage	V	400/230	
Rated At Power Factor	Cos Phi	0,8	

GUCBIR Company with quality certification ISO 9001

GUCBIR gensets are compliant with EC mark which includes the following directives:

- 2006/42/EC Machinery safety.
- 2014/30/EU Electromagnetic compatibility.
- 2014/35/EU electrical equipment designed for use within certain voltage limits
- 2000/14/EC Sound Power level. Noise emissions outdoor equipment. (amended by 2005/88/EC)
- 97/68/EC Emissions of gaseous and particulate pollutants. (amended by 2002/88/EC & 2004/26/EC)
- EN 12100, EN 13857, EN 60204

Ambient conditions of reference according to ISO 8528-1:2005 normative: 1000 mbar, 25°C, 30% relative humidity.

G2 class load acceptance in accordance with ISO 8528-5:2013



+90 216 312 7979

info@gucbirjenerator.com

GUCBIR JENERATOR SAN. TIC. LTD. ŞTİ.

Serifali Mahallesi, TavukCuyolu Cad. No:200 - Umraniye / İSTANBUL / TÜRKİYE

T: +90 216 312 79 79 | F: +90 216 312 79 77

info@gucbirjenerator.com | www.gucbirjenerator.com

SPECIFICATIONS



Engine

Engine	Specifications
Standby Power/Prime Power	<i>kWm</i> 46,5 / 42,2
Manufacturer	Perkins
Model	1103A-33TG1
Engine Type	4 Stroke - Diesel
Injection Type	Direct Injection
Aspiration Type	Turbo Charged
Number of cylinder	3
Bore and Stroke	<i>mm</i> 105X127
Displacement	<i>L</i> 3,3
Cooling System	Water Cooling
Heating Power	<i>Watt</i> 1000W
Fuel Consumption 50% PRP	<i>l/h</i> 4,06
Fuel Consumption 75% PRP	<i>l/h</i> 5,61
Fuel Consumption 100 % PRP	<i>l/h</i> 7,2
Fuel Consumption Standby	<i>l/h</i> 8,1
Oil fuel consumption ratio	<i>%fuel</i> ≤0.15%
Total oil capacity including tubes, filters	<i>L</i> 8,3
Total coolant capacity	<i>L</i> 10,2
Governor	<i>Type</i> Mechanical and Electronic
Electric system voltage(V)	<i>V</i> 12



Alternator

Alternator	Specifications
Manufacturer	Stamford
Model	UC1224D
Output Voltage	<i>V</i> 230/400
Frequency	<i>HZ</i> 50
Automatic Voltage Regulation	<i>±%</i> 1
Alternator Standby Power	<i>kVA</i> 55
Alternator Continuous Power	<i>kVA</i> 50
Power Factor	<i>Cosφ</i> 0,8
Number of Wires	12
Winding	2/3
Protection Class	IP23 / H
Excitation System	Self Excited
AVR Model	AS440/SX460
Performance - PF 0,8 / %75 Load	<i>%</i> 89,3

Prime Power (PRP):

According to ISO 8528-1:2005, Prime power is the maximum power which a generating set is capable of delivering continuously whilst supplying a variable electrical load when operated for an unlimited number of hours per year under the agreed operating conditions with the maintenance intervals and procedures being carried out as prescribed by the manufacturer. The permissible average power output (Ppp) over 24 h of operation shall not exceed 70 % of the PRP.

Emergency Standby Power (ESP):

According to ISO 8528-1:2005, Emergency standby power is the maximum power available during a variable electrical power sequence, under the stated operating conditions, for which a generating set is capable of delivering in the event of a utility power outage or under test conditions for up to 200 h of operation per year with the maintenance intervals and procedures being carried out as prescribed by the manufacturers. The permissible average power output over 24 h of operation shall not exceed 70 % of the ESP.

Note: All data based on operation to ISO 3046/1, BS 5514 and DIN 6271 standard reference conditions



+90 216 312 7979

info@gucbirjenerator.com

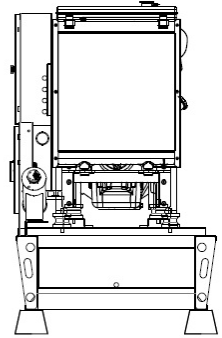
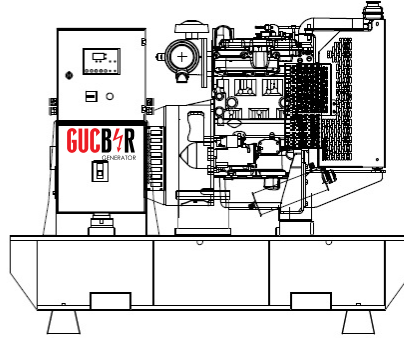
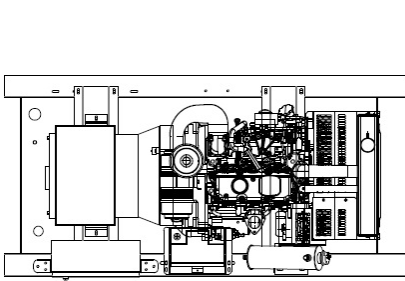
GUCBIR JENERATOR SAN. TIC. LTD. ŞTİ.

Serifali Mahallesi, TavukCuyolu Cad. No:200 - Umraniye / ISTANBUL / TÜRKİYE

T: +90 216 312 79 79 | F: +90 216 312 79 77

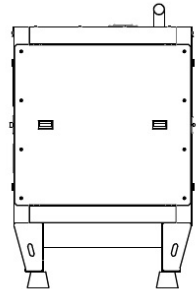
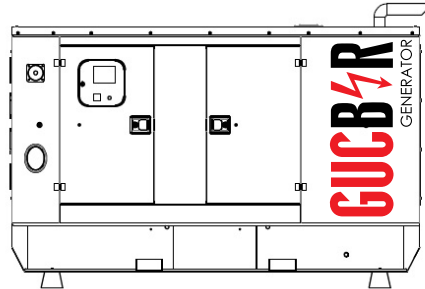
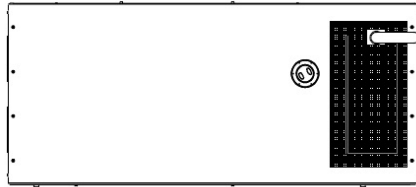
info@gucbirjenerator.com | www.gucbirjenerator.com

DIMENSIONS



OPEN SET

LxWxH	mm	1800x900x1500
Weight	kg	850
Fuel Tank	lt	200



CANOPIED

LxWxH	mm	2225x950x1640
Weight	kg	1160
Fuel Tank	lt	140

Sound Proof Canopy

- Special design for minimizing acoustic level.
- Galvanized steel construction further protected by polyester powder coat paint.
- Black finish stainless steel locks and hinges.
- Control panel viewing window in a lockable access door.
- Emergency stop push button (red) mounted on enclosure exterior.
- Lifting, drag and jacking points on base frame.
- Radiator fill via removable, flush mounted rain cap fitted with compression seal.
- Acoustic insulation with moisture-repellent and non-flammable material

CONTROL UNIT



Control Unit

GB500 - DATAKOM

ATS unit with uninterrupted transfer	Internet Central Monitoring
AMF unit with uninterrupted transfer	SMS / E-mail message sending
Remote / Manuel start controller	Flexible with plug-in modules
Engine controller	Free PC software: Rainbow Plus
GSM-GPRS-GPS-Ethernet Port	Modbus RTU
8 configurable digital inputs	

ATS PANEL

GUCBIR automatic transfer switches are reliable, rugged, versatile, and compact assemblies for transferring essential loads and electrical distribution systems from one power source to another. GUCBIR's contactor-based transfer switch is rated 40-3600A and can be supplied in separate enclosures for standalone applications or can be supplied as an integral component. Contactors inside the ATS panels are well known and internationally recognized brands such as ABB, SIEMENS, SCHNEIDER, GE, LS, HYUNDAI and ANDELI.



OPTIONAL EQUIPMENTS

Some Optional Equipments that GUCBIR provides with Generator Sets;

- Medium voltage alternator,
- Remote radiator applications,
- Automatic fuel filling system,
- Fuel tank, oil pan, dashboard, alternator, coil heaters,
- Alternator with double AVR and PMG,
- Synchronization systems, The generator output breaker,
- Grid-generator transfer switches,
- Accordance with the specific volume of demand-insulated cabins,
- Seismic solutions,
- Trailer,
- Remote monitoring.
- SMPS 12/24V 10A

Control Panel

- DeepSea 7320
- Datakom D700/D300/D309/D200
- ComAp AMF9
- ComAp AMF25

